



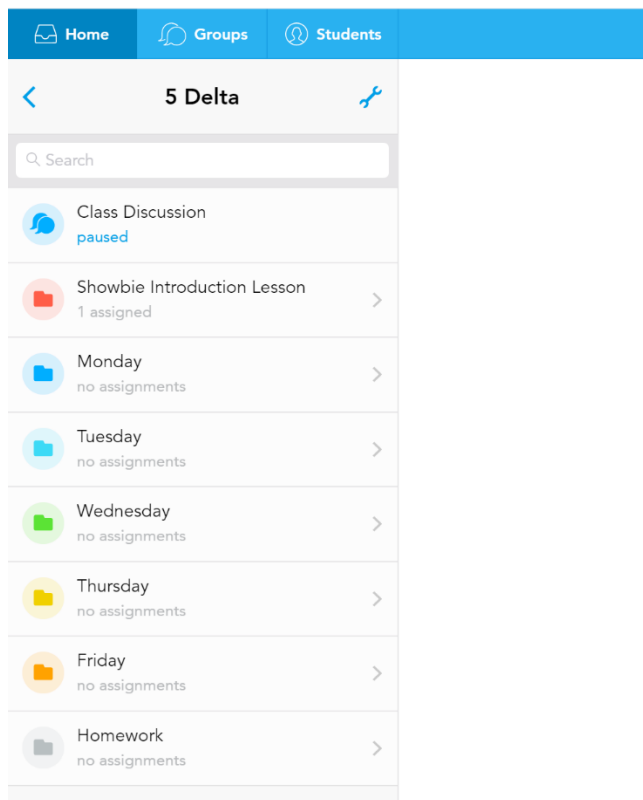
What Is Showbie?

Showbie is an app used by teachers to assign, collect, and review children’s work.

Showbie keeps children’s work in organised, easy to find folders. For children in Years 3-6, this will replace SeeSaw and be the only method of remote learning they will need to access day to day for subject content. Teachers will upload their videos, lesson PowerPoints, worksheets and helpful guidance for the children to access.

Showbie has been chosen for children in Years 3-6 because it enables older children in school to access a greater range of tools.

Showbie will enable your child to annotate their work directly online at www.showbie.com using text comments, the pen tool (which allows them to draw and write directly on the page) and pinned voice notes. Likewise, teachers can use the same tools to give your child feedback on their learning including the use of text, marking with a pen and voice notes.



Here at Whitmore, we are making it as easy as possible for the children to access their work. As soon as they log in to Showbie, they will see their work organised by day of the week. If it’s Monday, they can click and get access to the lessons as if they were happening at school, with video content, PowerPoint presentations and all of the work set and ready to be completed. When they’ve finished, Showbie informs the teacher that it’s ready to be marked and your child will receive the feedback for that day just like they would if they were in school.

Don’t worry – PowerPoints open within Showbie online, so if you don’t have Microsoft Office it won’t matter! Everything is privately sent between the class teacher and child, so you don’t need to worry about work being shared with the class.

Update Indicators







Teachers and children can always see what’s new in their classes and assignments. When you notice a blue arrow strip next to an item in Showbie, it means something has been added or changed. Icons appear throughout Showbie to provide useful information. For example, the paper clip indicates work submitted by the children while the red clock shows up indicating when an assignment has been submitted late.

Teachers will upload work to Showbie every day, so when children log in the work is ready for them to complete on the day. As soon as they’ve completed their lessons, their teacher will see the work that they’ve done and be able to mark it. Children will be expected to respond to marking as they normally would in school, treating Showbie like a digital exercise book and correcting anything that has been identified.

	Red circle	The teacher has given feedback to this student
	Paper clip	The student has submitted work
	Paper clip w/red clock	The student has submitted work after the due date

Tools

Both children and teachers have access to the wealth of tools that Showbie offers in order to complete the work. The children have been getting familiar with these tools in school so that they know exactly what to do when they need to use it independently. All of these tools are accessible whether you use the Showbie website to complete tasks or whether you work on the iPad app. The 'pinned' tools are moveable bubbles which allow the children to accurately label and comment on particular areas of their work.

	Move tool	Zoom and pan
	Pen	Write in the doc
	Eraser	Remove writing from pen tool
	Pinned comment	Add a comment bubble
	Text tool	Add and place a text box
	Pinned voice note	Place a bubble in the doc and record a voice note

Showbie FAQs

Can Showbie be accessed on any devices including phones and tablets?

Yes – Showbie is a web-based platform accessed on any web browser. There is an Apple App for iPad, but the program is mainly accessed online at www.showbie.com. Children accessing Showbie on a phone can request a school iPad to complete work on a more suitable screen size.

Can children upload photos of their work on any device?

As long as the device they are using has a camera, children can upload work using their web browser.

What devices have we tested?

To ensure Showbie is compatible, we've tested the website on Android devices, Chromebooks, iPads, Amazon Fire Tablets, Windows PCs/Laptops and Apple Mac devices. Should you run into any compatibility issues, speak to school.

Are all of the tools available for children to mark up their work on each device?

Google Chrome is the most supported browser for accessing Showbie and giving full functionality for all of the tools available. Each device allows access to the tools required for children to complete learning. Devices with a camera will allow children to upload photos of their work and devices with a microphone will enable children to record verbal answers. Please note it is not essential to children's learning to have a device with a microphone. Devices with a microphone will enable children to record depending on camera and microphone. (for verbal comments) hardware limitations. (Microsoft Edge, Mozilla Firefox and Opera also supported)

Why have we moved away from using SeeSaw for Year 3 upwards?

SeeSaw was a great tool during lockdown to upload worksheets and get the children engaged with their learning. It really suits children in lower year groups as they require less content within a lesson. However, to deliver lessons that progress as children get older we needed a tool that would allow us to package lessons together with support for multiple file types including lesson PowerPoints, videos, text and verbal comments. The tools that Showbie offers are more suitable for the older children's age range and the platform allows us to deliver differentiated pieces of work to individual children to support all learners and be more inclusive.