



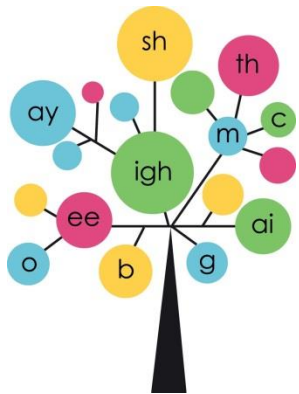


ot	
vap	
osk	
ect	



Year 2

Phonics Screening



ai	rain	nail	ir	girl	shirt
ee	sweet	sheep	oo	moon	spoon
oa	coat	soap	igh	light	night
oi	coin	coil	ow	snow	crow
air	hair	chair	or	fork	cord
ear	tear	beard	ur	surf	turtle
ow	cow	clown	ure	cure	picture
ar	car	park	er	letter	ladder
ay	hay	spray	ng	king	kingue
ou	cloud	house	ch	chese	tunch
ea	meat	peas	sh	ip	jish
aw	lawn	claw	th	thumb	cloth

Aims of this meeting

- To understand what the Phonics Screening Check is about
- To have an overview of how we teach phonics
- Helping your child at home



What is phonics?

- A method of teaching reading by using sounds for the letters of the alphabet
- Children are taught to read by breaking down words into separate sounds or 'phonemes' (segmenting) e.g. ch – ai – n – s
- They are then taught how to blend these sounds together to read the whole word 'chains'
- 44 sounds- complex speed sounds chart



Complex Speed Sounds

Consonant sounds

f	l	m	n	r	s	v	z	sh	th	ng
ff	ll	mm	nn	rr	ss	ve	zz	ti		nk
ph	le	mb	kn	wr	se		s	ci		
					c		se			
					ce					

b	c	d	g	h	j	p	qu	t	w	x	y	ch
bb	k	dd	gg		g	pp		tt	wh			tch
	ck				ge							
	ch				dge							

Vowel sounds

a	e	i	o	u	ay	ee	igh	ow
	ea				<u>a-e</u>	y	<u>i-e</u>	<u>o-e</u>
					ai	ea	ie	oa
						e	i	o
							y	

oo	oo	ar	or	air	ir	ou	oy	ire	ear	ure
<u>u-e</u>			oor	are	ur	ow	oi			
ue			ore		er					
ew			aw							
			au							

Children are encouraged to use these sounds to read, spell and write in lessons.



How we teach Phonics

- Some children have a phonics lesson 4 times a week and they are encouraged to use these strategies to read and write in other lessons.
- Other children have a spelling lesson which encompasses similar strategies.
- Children are placed within groups to match their phonics knowledge.
- We follow the Read Write Inc scheme and children are assessed regularly to progress through the scheme.



Fred Talk and Special Friends

- In all Phonics lessons, children are taught to 'Fred talk' and find 'Special Friends'
- Demonstration of Fred Talk and finding special friends

diving	isk 	downstairs
shave	nooz 	June
fairy	chote 	glued



What is the Phonics Screening?

- Every Year 2 child in the country will be taking the phonics screening check in the week beginning **Monday 7th December 2020**
- The aim of the check is to ensure that all children are able to read by the end of Year Two.
- The Screening consists of 40 words for children to read, there are 20 real and 20 nonsense words.
- We do not know the pass mark however it is usually around 32/33 out of 40.
- We will inform all parents on the outcome of their child's phonic screening check as part of their end of year report.



How is the screening carried out?

- Children read the words one-to-one with a teacher or teaching assistant.
- Children will largely be unaware of it being a test, we usually call it a phonics challenge!
- For some children, we have a rest or movement break between the sections and we will discuss this with class teachers prior to the screening.
- You can see previous Phonics Screening Checks online

<https://www.gov.uk/government/publications/phonics-screening-check-2019-materials>



What your child can expect:

- The check is very similar to tasks the children already complete during phonics lessons.
- Children will be asked to 'sound out' a word and blend the sounds together.eg d-o-g - dog
- The focus of the check is to see which sounds the children know and therefore the children will be asked to read made up 'nonsense' words.
- This is considered a phonics decoding assessment (are children able to decode and blend sounds) and we as a school will not know what words will be in the screening.
- The phonics screening does not check children's comprehension skills but it is vital in building children's reading skills.



Information about the words

- The Phonics Screening check will have words made up of 44 different sounds.
- The words do get progressively harder.
- Nonsense words are included because children cannot read the non-words by using their memory or vocabulary; they have to use their decoding skills.
- We will not know which words or sounds may come up.



Helping your child at home

- Children can practise their phonics by playing games online e.g.
<https://www.phonicsplay.co.uk/freeIndex.htm>
- <https://www.phonicsbloom.com/>
- <https://www.topmarks.co.uk/english-games/5-7-years/letters-and-sounds>
- When your child is reading encourage them to identify special friends.
- Hear your child read at least 5 times a week for 5 minutes minimum.
- Continue ENJOYING READING at home!



Thank you for attending

- Please do not hesitate to email any questions

- www.whitmorepark.org

